

CT BATHROOM RANGE

Salamander Pumps 

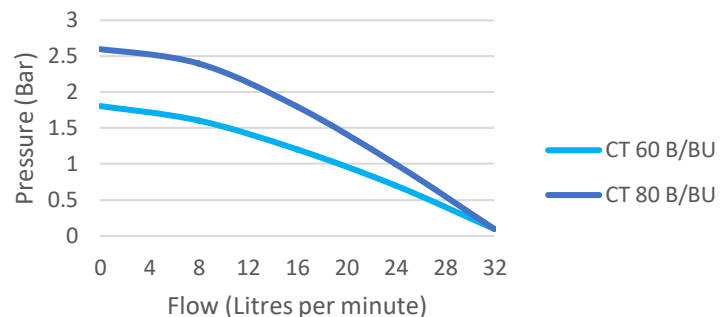
The new CT Bathroom range, with increased pressure performance and additional features, has been specifically engineered to meet the increased demands for water supply within your en-suite, bathroom or utility room.



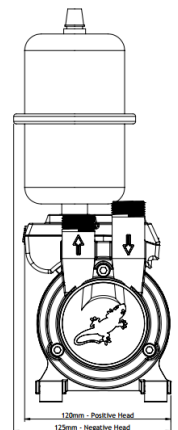
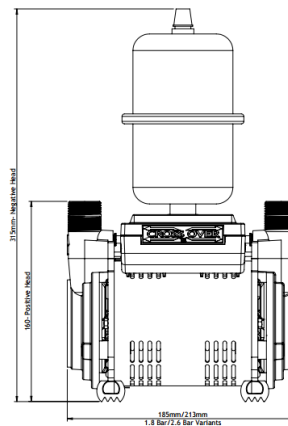
Features

- 3 Year Warranty
- More Pressure and Flow
- More Compact in size
- Impressively quiet
- Easy to install
- Crossover Technology
- Continuously Rated
- Compact Salamander exclusive seal
- AV Couplers included
- 22mm push fit flexible hoses with integral isolating valves on inlets
- Pre-wired with 1.5 metre power cable
- Anti-vibration feet

Pressure vs Flow



- **UK Specification:** Supplied with 22mm or 15mm pushfit x $\frac{3}{4}$ anti-vibration flexible hoses with integral isolating valves.
- **ROI Specification:** Supplied with 21mm or 15mm pushfit x $\frac{3}{4}$ anti-vibration flexible hoses with integral isolating valves.



We're here to help before, during and after installation. Get in touch for guidance by calling our Pumpwise team or email tech@salamanderpumps.co.uk

Pumpwise
0191 516 2002

CT BATHROOM Technical Specification

Pump Model		CT BATHROOM 60 B/BU	CT BATHROOM 80 B/BU
General	Guarantee	3 years	
	WRAS approval	1507004	
Features	Pump Type	Regenerative	
	Mechanical seal	Nitrile/ Carbon/ Ceramic	
	Anti-vibration feet	✓	✓
	Inlet Isolator(s)	✓	✓
	Flexible Hoses	4	4
	Performance	Pressure @ 16lpm (8lpm for singles)	1.3 Bar
Pressure @ 8lpm (4lpm for singles)		1.7 Bar	1.7 Bar
Pressure @ Closed Head		1.8 Bar	2.6 Bar
Maximum Water Temperature		65°C	
Pressure Vessel Air Pre-Charge		28 psi	28 psi
Connections	Pump connections	¾" BSP	
Flexible hoses	Connections (UK Model)	¾" Female x 15mm Push-Fit isolating valves	¾" Female x 22mm Push-Fit x 280mm long, isolating valves on all hoses
	Connections (ROI Model)	¾" Female x 21mm Push-Fit x 280mm long, isolating valves on all hoses	
Motor	Type	A.C Induction Motor	
	Duty Rating	Continuously Rated	
Electrical	Power supply	230 V	
	Current (full load)	1.95 Amps	2.24 Amps
	Power consumption	455 Watts	484 Watts
	Fuse rating	3 Amps	
	Power cable (pre-wired)	1.5 metres	
Physical	Enclosure Protection (IP Rating)	IPX2	
	Length	185mm	213mm
	Width	120mm/125mm	
	Height (Excluding Hoses)	160mm/315mm	
	Weight (Excluding Hoses)	3.98/4.58 kg	5.21/5.81 kg

Why Choose a CT **BATHROOM?**



SOLID STATE SWITCHING

Solid State Switching is the reliable and robust pump activation system used within our products. Where many other shower pump designs rely upon moving parts to activate their pumps, the new Solid State Switching (S3) from Salamander uses an electronic switch that has no moving parts, thus improving reliability, sensitivity, and product life.



NOISE/VIBRATION REDUCTION

Noise/Vibration Reduction has been achieved in Salamander products through design innovation. This includes noise and vibration reducing feet which work in alignment with the natural vibration of the motor. Also, the materials used in the integrated end shield within the pump (MPI) are capable of dampening the vibration of the rotating parts reducing the noise even further.



MOTOR PUMP INTEGRATION



Patent GB2465392B protects Salamanders design of an efficient waterway which combines to create an integrated volute and motor mounting. This makes the pump a lot more compact in size. This means that it is able to be operated in smaller areas and is easily repositioned for installers to fit in tight spaces.



CROSSOVER

Cleverly designed bypass technology which is tight to the pump this adds neatness to the product. The bypass is not loose this gives the water a quicker, efficient and more direct route to pass through both sides of the pump.

FR8 SEAL

Salamanders exclusive compact PTFE seal which eliminates shaft seal stiction and mechanical seal leakage. This prolongs the life of the product and ensures that the owner of the pump has an ultra-efficient product.

PRESSURE VESSEL - UNIVERSAL MODELS

The position in which our pressure vessel is mounted on our universal pumps means that our pump remains compact unlike that of our competitors this offers installers the opportunity to fit our products into tight small spaces. This position is also integral to our crossover technology.